

VEXILLA VIET NAM GROUP
JOINT STOCK COMPANY

SOCIALIST REPUBLIC OF VIET NAM
Independent – Freedom – Happiness

No: 05/SVN/CBTT

Ho Chi Minh City, April 28 2025

DISCLOSURE OF PERIODIC FINANCIAL REPORTS

To: Hanoi Stock Exchange

According to Article 14, Clause 3 of Circular No. 96/2020/TT-BTC dated November 16, 2020, by the Ministry of Finance guiding the disclosure of information on the securities market, VEXILLA VIET NAM GROUP JOINT STOCK COMPANY is disclosing the Q4 2024 financial report to the Hanoi Stock Exchange as follows:

1. Name of organization: VEXILLA VIET NAM GROUP JOINT STOCK COMPANY

- **Stock code:** SVN
- **Address:** Room 14.21, 14th Floor, Golden King Building, 15 Nguyen Luong Bang Street, Tan Phu Ward, District 7, Ho Chi Minh City, Vietnam
- **Contact phone/Tel:** 0835790106 **Fax:** 024.37835103
- **Email:** solavina@solavina.vn

2. Content of disclosed information:

- Q1 2025 Financial Report

☐ Separate Financial Statement (The listed company does not have any subsidiaries and the superior accounting unit has dependent units);

☒ Consolidated Financial Statement (The listed company has subsidiaries);

☐ Combined Financial Statement (The listed company has dependent accounting units with separate accounting organizations).

- Cases requiring an explanation:

+ Corporate income tax profit at the financial result report of the reporting period changes by 10% or more compared to the same period of the previous year:

☒ Yes

☐ No

Explanation document if marked "Yes":

☒ Yes

☐ No

+ The profit after tax in the reporting period is a loss, switching from profit in the same period of the previous year to a loss in this period or vice versa:


☐ Yes

☒ No

Explanation document if marked "Yes":

☐ Yes

☒ No



This information has been published on the company's website on: 29/04/2025 at the link: <http://solavina.vn/>.

We commit that the above disclosed information is true and fully responsible before the law for the contents of the disclosed information.

Attached Documents:

- Q1 2025 Financial Report
- Explanation document of the Q1 2025 Financial Report

VEXILLA VIET NAM GROUP JOINT STOCK COMPANY

Legal Representative/Authorized Information Disclosure Representative

(Signature, full name, position, and seal)



TỔNG GIÁM ĐỐC

Nguyễn Văn Chiến



CONTENTS

	Page
Consolidated Financial Statements	01-18
- Statement of Financial position	01-02
- Statement of Income	03-03
- Statement of Cash flows	04-04
- Notes to Financial Statements	05-18

STATEMENT OF FINANCIAL POSITION

As at 31 March 2025

Unit: VND

ASSETS	Code	Notes	Beginning balance	Ending balance
A. CURRENT ASSETS	100		53.925.772.784	149.695.521.196
I. Cash and cash equivalents	110		3.465.293.716	10.344.740.151
1. Cash	111	5.1	3.465.293.716	10.344.740.151
2. Cash equivalents	112		-	-
II. Short-term financial investments	120		-	-
III. Short-term receivables	130		49.996.423.759	138.686.975.028
1. Trade receivables	131	5.4	-	80.078.000.000
2. prepayment to suppliers	132	5.3	8.547.500.000	7.548.970.856
3. Short-term loan receivables	135	5.2	23.750.000.000	35.750.000.000
4. Other short term receivables	136	5.5a	17.698.923.759	15.310.004.172
IV. Inventories	140		-	-
1. Inventories	141		-	-
V. Other short-term assets	150		464.055.309	663.806.017
1. Short-term prepaid expenses	151	5.7a	8.136.402	181.817.936
2. Deductible VAT	152		455.918.907	481.988.081
B. NON-CURRENT ASSETS	200		179.585.461.864	85.116.848.683
I. Long-term receivables	210		10.057.513.429	10.057.513.429
1. Non-current trade receivables	211		-	-
2. Other long-term receivables	216	5.5b	10.057.513.429	10.057.513.429
II. Fixed assets	220		91.131.826	82.018.645
1. Tangible fixed assets	221	5.6	91.131.826	82.018.645
- Cost	222		182.263.636	182.263.636
- Accumulated depreciation	223		(91.131.810)	(100.244.991)
V. Long-term investments	250		169.436.816.609	74.977.316.609
1. Equity investments in other entities	253		169.459.500.000	75.000.000.000
2. Provision for devaluation of non-current financial investments	254		(22.683.391)	(22.683.391)
VI. Other long-term assets	260		-	-
TOTAL ASSETS	270		233.511.234.648	234.812.369.879

STATEMENT OF FINANCIAL POSITION

As at 31 March 2025

(Continued)

RESOURCES	Code	Notes	Beginning balance	Ending balance
C. LIABILITIES	300		8.834.668.573	9.246.291.675
I. Current liabilities	310		8.834.668.573	9.246.291.675
1. Short-term trade payables	311	5.9	1.985.522.845	2.007.670.339
2. Short-term prepayments from customers	312	5.10	-	27.000.000
2. Taxes and other payables to the State budget	313	5.10	124.288.158	358.498.378
4. Payables to employee	314		-	-
3. Short-term accrued expenses	315	5.11	9.438.904	119.694.237
4. Other short-term payables	319	5.12	98.143.090	116.153.145
5. Loans and finance lease liabilities	320	5.8	6.600.000.000	6.600.000.000
6. Bonus and welfare fund	322		17.275.576	17.275.576
II. Long-term liabilities	330		-	-
D. EQUITY	400		224.676.566.075	225.566.078.204
I. Owner's equity	410	5.13	224.676.566.075	225.566.078.204
1. Contributed capital	411		210.000.000.000	210.000.000.000
- Shares with voting rights	411a		210.000.000.000	210.000.000.000
- Preference shares	411b		-	-
2. Development and investment funds	418		87.934.868	87.934.868
3. Other reserves	420		136.465.222	136.465.222
4. Retained earnings	421		13.515.749.878	14.407.444.547
- Retained profit brought forward	421a		13.054.109.552	13.515.749.878
- Retained profit for the current period	421b		461.640.326	891.694.669
5. Non - controlling interest	429		936.416.107	934.233.567
TOTAL RESOURCES	440		233.511.234.648	234.812.369.879

Nguyen Thi Thu Huyen
Preparer

Nguyen Thi Thu Huyen
Chief Accountant




Nguyen Van Chien
Director


Ho Chi Minh City, 26 April 2025

STATEMENT OF INCOME
For the period from 01/01/2025 to 31/03/2025

Unit: VND

ITEMS	Code	Note	1th Quarter	
			2023	2024
1. Revenue from sales of goods and rendering of services	01	5.14	20.301.118.700	16.111.583.400
2. Revenue deductions	02		-	-
3. Net revenue from sales of goods and rendering of services	10		20.301.118.700	16.111.583.400
4. Cost of goods sold	11	5,16	20.181.351.170	15.957.895.800
5. Gross profit from sales of goods and rendering of services	20		119.767.530	153.687.600
6. Financial income	21	5,17	442.748.948	1.709.935.871
7. Financial expenses	22	5,18	130.408.493	136.513.973
<i>In which: Interest expenses</i>			130.408.493	136.513.973
9. Selling expenses	24		-	-
10. General and administrative expenses	25	5,19	384.970.418	602.593.459
11. Net profit from operating activities	30		47.137.567	1.124.516.039
12. Other income	31	5,20	-	-
13. Other expense	32	5.20	11.689	793.690
14. Other profit	40		(11.689)	(793.690)
15. Total net profit before tax	50		47.125.878	1.123.722.349
16. Current corporate income tax expenses	51	5.21	9.427.513	234.210.220
18. Profit after corporate income tax	60		37.698.365	889.512.129
			37.529.975	891.694.669
			168.390	(2.182.540)
19. Basic earnings per share	70			


Nguyen Thi Thu Huyen
Preparer


Nguyen Thi Thu Huyen
Chief Accountant


Nguyen Van Chien
Director

Ho Chi Minh City, 26 April 2025


STATEMENT OF CASH FLOWS

(Indirect method)

For the period from 01/01/2025 to 31/03/2025

Unit: VND

ITEMS	Code	Note	2024	2025
I. CASH FLOWS FROM OPERATING ACTIVITIES				
1. Profit before tax	01		47.125.878	1.123.722.349
2. Adjustments for				
- Depreciation of fixed asset and investment property	02		9.113.181	9.113.181
- Gains/losses from investment	05		(442.748.948)	(1.709.935.871)
- Interest expenses	06		130.408.493	136.513.973
3. Operating profit before changes in working capital	08		(256.101.396)	(440.586.368)
- Increase or decrease in receivable	09		(6.146.024.461)	3.361.445.565
- Increase or decrease in payable (excluding interest payable/ corporate income tax payable)	11		6.152.207.165	177.412.882
- Increase or decrease in prepaid expenses	12		5.721.129	(173.681.534)
- Interest paid	14		(130.408.493)	(136.513.973)
- Corporate income tax paid	15		-	-
Net cash flows from operating activities	20		(374.606.056)	2.788.076.572
II. CASH FLOWS FROM INVESTING ACTIVITIES				
2. Loans and purchase of debt instruments from other entities	23		-	(12.000.000.000)
3. Collection of loans and resale of debt instrument of other entities	24		-	15.650.000.000
4. Equity investments in other entities	25		-	-
6. Interest and dividend received	27		26.345	441.369.863
Net cash flows from investing activities	30		26.345	4.091.369.863
CASH FLOWS FROM FINANCING ACTIVITIES				
1. Proceeds from issuance of shares and receipt of contributed capital	31		-	-
3. Proceeds from borrowings	33		-	6.600.000.000
4. Repayment of principal	34		-	(6.600.000.000)
Net cash flows from financing activities	40		-	-
Net cash flows in the year	50		(374.579.711)	6.879.446.435
Cash and cash equivalents at beginning of the year	60		822.433.660	3.465.293.716
Cash and cash equivalents at end of the year	70		447.853.949	10.344.740.151


Nguyen Thi Thu Huyen
Preparer
Ho Chi Minh City, 26 April 2025


Nguyen Thi Thu Huyen
Chief Accountant


Nguyen Van Chien
Director

NOTES TO FINANCIAL STATEMENTS

For the fiscal year ended as at 31 March 2025

1. GENERAL INFORMATION OF THE COMPANY**Form of ownership**

Vexilla Viet Nam Group Joint Stock Company is established and operates activities under Business Registration Certificate No. 0101612880 issued by Hanoi Authority for Planning and Investment for the first time on 21 February 2005 with the original name of 249 Trade and Construction Joint Stock Company. In 2009, the Company renamed to Solavina Joint Stock Company. In 2019, the Company renamed to Vexilla Viet Nam Group Joint Stock Company. The Company's 22th amendment was issued by Ho Chi Minh City Department of Planning and Investment on 26 december 2023.

The Company's head office is located at: 14.21 Floor, Golden King Building, No. 91, Nguyen Luong Bang, Ward Tan Phu, Binh Thanh District, Ho Chi Minh City.

Company's Charter capital is VND 210.000.000.000, actual contributed Charter capital by 31 December 2024 is VND 210.000.000.000; equivalent to 21.000.000 shares with the price of VND 10.000 per share.

Business field

Product, Trade and service.

Business activities

Main business activities of the Company include:

- Wholesale of agricultural and forestry raw materials (except wood, bamboo) and live animals

Annual accounting period

The annual accounting period of the company is from 1 January to 31 December

Corporate structure

The Company's head office is located at: 14.21 Floor, Golden King Building, No. 91, Nguyen Luong Bang, Ward Tan Phu, Binh Thanh District, Ho Chi Minh City.

The Company's member entities are as follows:

No	Member entities	Address	Main business activities
1	Branch of Solavina Joint Stock Company in Dak Lak	No. 185 Giai Phong, Phuoc An Town, Krong Pak District, Dak Lak	Implementing branch closure procedures
2	Branch of Solavina Joint Stock Company in Kon Tum	Mang Den Hamlet, Dak Long Commune, Kon Plong District, Kon Tum	Closed tax code and out of operation
3	Branch of Solavina Joint Stock Company in Dak Nong	Group 2, Nguyen Tat Thanh Street, Nghia Tan Ward, Gia Nghia Town, Dak Nong	Suspending Operation
4	Branch of Vexilla Viet Nam Group Joint Stock Company	Floor 15, Viwaseen Building, No. 48 To Huu Street, Trung Van Ward, Nam Tu Liem District, Hanoi	Trade in building materials; wholesale metal ores, machines, agricultural equipment

Drectly owned subsidiaries:

No	Name	Location	Voting rate	economic interest	Principal activities
1	M&S Trading Joint Stock Company	Floor 15, Viwaseen Building, No. 48 To Huu Street, Trung Van Ward, Nam Tu Liem District, Hanoi	95,31%	95,31%	Wholesale of all kinds of goods

2. Accounting period and accounting currency

Annual accounting period commences from 1 January and ends as at 31 December. The Company maintains its accounting records in VND.

3. Standards and Applicable Accounting Policies

Applicable Accounting Policies

The Company applies Corporate Accounting System issued under the Circular No. 200/2014/TT-BTC dated 22 December 2014 by the Ministry of Finance and the Circular No. 53/2016/TT-BTC dated 21 March 2016 issued by Ministry of Finance amending and supplementing some articles of the Circular No. 200/2014/TT-BTC .

Declaration of compliance with Accounting Standards and Accounting System

The Company applies Vietnamese Accounting Standards and supplementary documents issued by the State. Financial Statements are prepared and presented in accordance with regulations of each standard and supplementary document as well as with current Accounting Standards and Accounting System.

4. Accounting policies

The following are the significant have been adopted by the company in preparing these consolidated financial statements.
The accounting policies that have been adopted by the Company in the preparation of these consolidated financial statements are consistent with those adopted in the preparation of its most recent consolidated financial statements.

4.1 Basis for preparation of Financial Statements

Consolidated financial statements are prepared and presented in accordance with regulations of each standard and supplementary document as well as with current Accounting Standards and Accounting System, issued under Circular No. 200/2014/TT-BTC dated December 22, 2014, Circular No. 202/2014/TT-BTC dated December 22, 2014 of the Ministry of Finance and Circular No. 53/2016/TT-BTC dated March 21, 2016 of the Ministry of Finance amending Circular No. 200/2014/TT-BTC dated December 22, 2014.

4.2 Foreign currency transaction

Transactions currencies other than VND during the period have been translated into Vietnamese Dong at the actual rate of exchange ruling at transaction dates.

Monetary assets and liabilities denominated in currencies other than VND are translated into VND at the account transfer buying rate and account transfer selling rate, respectively, at the end of the accounting period quoted by the commercial bank where the company most frequently conducts transactions and has the largest outstanding balance of foreign currencies at the end of the accounting period

Exchange rate differences resulting from revaluation of foreign currency monetary items at the end of the accounting period after offsetting increases and decreases are recorded in financial income or financial expenses

4.3 Cash and cash equivalents

Cash comprises cash on hand, demand deposits.

Cash equivalents are short -term highly liquid investments that are readily convertible to known amount of cash, are subject to an insignificant risk of changes in value, and are held for the purpose of meeting short term cash commitments rather than for investment or other puposes

4.4 Financial investments

Investments held to maturity comprise: term deposits (including treasury bills and promissory notes), bonds, preference shares which the issuer is required to repurchase at a certain time in the future and loans, etc. held to maturity to earn profits periodically and other held to maturity investments.

Investments in associates are initially recognized at original cost. After initial recognition, the value of these investments is measured at original cost less provision for devaluation of investments.

Equity Investments in other entities comprise: investments in equity instruments of other entities without having control, joint control, or significant influence on the investee. These investments are initially stated at original cost. After initial recognition, these investments are measured at original cost less provision for devaluation of investments.

Dividends received in the form of shares only monitor the number of shares received but do not record the increase in the value of the investment and financial income.

Provision for devaluation of investments is made at the end of the period as follows:

With regard to long-term investments (other than trading securities) without significant influence on the investee: If the fair value of the investment is not determined at the reporting date, the provision shall be made based on the Financial Statements at the provision date of the investee.

For investments held to maturity: based on the ability to recover, set up provisions for doubtful debts according to the provisions of law.

4.5. Receivables

The receivables shall be recorded in details in terms of due date, entities receivable, types of currency and other factors according to requirements for management of the Company.

The provision for doubtful debts is made for receivables that are overdue under an economic contract, a loan agreement, a contractual commitment or a promissory note and for receivables that are not due but difficult to be recovered. Accordingly, the provisions for overdue debts shall be based on the due date stipulated in the initial sale contract, exclusive of the debt rescheduling between contracting parties and the case where the debts are not due but the debtor is in bankruptcy, in dissolution, or missing and making fleeing.

4.6. Inventories

Inventories are initially recognized at original cost including purchase price, processing cost and other costs incurred in bringing the inventories to their location and condition at the time of initial recognition. After initial recognition, at the reporting date, inventories are stated at the lower of cost and net realizable value.

The cost of inventory is calculated using weighted average method.

Inventory is recorded by perpetual method.

Provision for devaluation of inventories made at the end of the year is based on the excess of original cost of inventory over their net realizable value.

4.7. Fixed assets, Finance lease fixed assets

Tangible fixed assets are stated at cost less accumulated depreciation. The initial cost comprises its purchase price, including import duties, non refundable purchase taxes and any directly attributable cost of bringing the asset to its working condition for it is located. Expenses incurred after tangible fixed assets have been put into operation, such as repair and maintenance and overhaul cost, is charged to the separate statement of income in the period in which the costs are incurred. In situations where it can be clearly demonstrated that the expenditure has resulted in an increase in the future economic benefits expected to be obtained from the use of the tangible fixed asset beyond their originally assessed standard of performance, the expenditure is capitalised as an additional cost of tangible fixed assets.

When tangible fixed assets are sold or disposed of, their cost and accumulated depreciation are eliminated from the accounts and any gain or loss resulting from their disposal is recognized as income or expense in the period.

Fixed assets are depreciated (amortised) using the straight-line method over their estimated useful lives as follows:

- | | |
|------------------------|---------------|
| - Machinery, equipment | 05 - 10 years |
|------------------------|---------------|

4.8. Prepaid expenses

The expenses incurred but related to operating results of several accounting periods are recorded as prepaid expenses and are allocated to the operating results in the following accounting periods.

The calculation and allocation of long-term prepaid expenses to operating expenses in each accounting period should be based on the nature of those expenses to select a reasonable allocation method and criteria. Prepaid expenses are allocated gradually into operating expenses on the straight-line basis.

4.9. Payables

The payables shall be recorded in details in terms of due date, entities payable, types of currency and other factors according to the requirements for management of the Company.

Trade and other payables are stated at their cost. Trade and other payables are classified as monetary items denominated in foreign currencies are revalued at account transfer selling rate at the reporting date.

When preparing financial statements, accountants payable are classified as long-term or short-term in the separate statement of financial position based on the remaining period of these payables at the reporting date.

4.10. Owner's equity

Owner's equity is stated at actually contributed capital of owners.

Share premium is recorded at the difference between the par value with costs directly attributable to the issuance of shares and issue price of shares (including the case of re-issuing treasury shares) and can be a positive premium (if the issue price is higher than par value and costs directly attributable to the issuance of shares) or negative premium (if the issue price is lower than par value and costs directly attributable to the issuance of shares).

Treasury shares are shares issued and bought-back by the issuing company itself. Treasury shares are uncanceled and shall be re-issued within the period as regulated by the law on securities. Treasury shares shall be recorded at the actual buyback price and presented on the Statement of Financial position as a decrease in owner's equity. Cost of Treasury shares when being re-issued or used to pay dividend, bonus, etc. shall be calculated using the weighted average method.

Dividends to be paid to shareholders are recognised as a payable in Statement of Financial position after the announcement of dividend payment from the Board of Management and announcement of cut-off date for dividend payment of Vietnam Securities Depository Center.

Retained earnings are used to present the Company's operating results (profit, loss) after corporate income tax and profit appropriation or loss handling of the Company. In case dividend payment or profit distribution for the owners exceeds the net profit, the difference shall be recorded as a decrease in contributed capital. Net profit can be distributed to investors based on capital contribution rate after being approved by General Meeting of Shareholders/Board of Management and after being appropriated to funds in accordance with the Company's Articles of Incorporation and Vietnamese statutory requirements.

4.11. Revenue

Sale of goods

Revenue from the sale of goods shall be recognised when all of the following conditions have been satisfied:

- Significant risks and rewards associated with the ownership of the goods have been transferred to the buyer;
- The Company retains neither continuing managerial involvement to the degree usually associated with ownership nor effective control over the goods sold;
- The amount of revenue can be measured reliably;
- It is probable that the economic benefits associated with the transaction will flow to the Company; and
- The cost incurred or to be incurred in respect of the transaction can be measured reliably.

Rendering of services

- The amount of the revenue can be measured reliably;
- It is probable that the economic benefits associated with the transaction will flow to the Company;
- The stage of the completion of the transaction at the end of the reporting period can be measured reliably; and
- The costs incurred for the transaction and the costs to complete the transaction can be measured reliably.

Financial income

Revenue arising from the use by the others of the Company's assets yielding interest, royalties and dividends shall be recognised

when:

- It is probable that the economic benefits associated with the transaction will flow to the Company; and
- The amount of the revenue can be measured reliably.

Revenue deductions

Revenue deductions from sales and service provisions arising in the year include: Trade discounts, sales discounts and sales returns.

Trade discount, sales discount and sales return incurred in the same period of sale of goods and rendering of services are recorded as a decrease in revenue in the incurring period. In case goods and services are sold in the previous periods, but until the next period they are incurred as deductible items, the Company records the decrease in revenue under the following principles: If it is incurred prior to the issuance of Financial Statements, it is then recorded as a decrease in revenue on the Financial Statements of the reporting period (the previous period); and if it is incurred after the issuance of Financial Statements, it is recorded as a decrease in revenue of incurring period (the next period).

4.12. Cost

Cost of goods sold

The recognition of cost of goods sold is matched against revenue in the year and complies with the prudence principle. Cases of loss of materials and goods exceeded the norm, abnormal expenses and losses of inventories after deducting the responsibility of collective and individuals concerned, etc. is recognized fully and promptly into cost of goods sold in the year.

Financial expenses

Items recorded into financial expenses comprise:

- Expenses or losses relating to financial investment activities;
- Borrowing costs;
- Losses from the disposal and transfer of short-term securities, transaction cost of selling securities;
- Provision for diminution in value of trading securities price; provision for losses from investment in other entities, losses from sale of foreign currency, exchange loss, etc.

The above items are recorded by the total amount arising in the year without offsetting against financial income.

4.13. Corporate income tax

a, Current corporate income tax expenses

Current corporate income tax expenses are determined based on taxable income during the year and current corporate income tax rate.

b, Current corporate income tax rate

The Company applies the corporate income tax rate of 20% for the operating activities which has 20% taxable income for the year 2020.

4.14. Segment information

Due to in the year the Company's revenue only arises from commercial activities in Vietnamese territory, the Company does not prepare segment reports by business segment and geographical segment.

4.15. Related Parties

The parties are regarded as related parties if that party has the ability to control or significantly influence the other party in making decisions about the financial policies and activities. The Company's related parties include:
Companies, directly or indirectly through one or more intermediaries, having control over the Company or being under the control of the Company, or being under common control with the Company, including the Company's parent, subsidiaries and associates;
Individuals, directly or indirectly, holding voting power of the Company that have a significant influence on the Company, key management personnel including directors and employees of the Company, the close family members of these individuals;
Enterprises that the above-mentioned individuals directly or indirectly hold an important part of the voting power or have significant influence on these enterprises.

5. SUPPLEMENTARY INFORMATION TO ITEMS DISCLOSED IN THE SEPARATE STATEMENT OF FINANCIAL POSITION

5.1. CASH AND CASH EQUIVALENTS

	31/03/2025	01/01/2025
	VND	VND
Cash on hand	333.265.496	168.086.568
Demand deposits	10.011.474.655	3.297.207.148
	10.344.740.151	3.465.293.716

5.2 SHORT - TERM LOAN RECEIVABLES

	31/03/2025		01/01/2025	
	Value	Provision	Value	Provision
	VND	VND	VND	VND
Short-term loan receivables:				-
- Ha, Quyet Chien	13.850.000.000		13.850.000.000	
- Hoang, Hai Trang	21.900.000.000		9.900.000.000	
	35.750.000.000	-	#REF!	-

5.3. SHORT-TERM PREPAYMENTS TO SUPPLIERS

Vexilla Viet Nam Group Joint Stock Company
Consolidated financial statement

	31/03/2025		01/01/2025	
	Value	Provision	Value	Provision
	VND	VND	VND	VND
Short-term				
VBS Investment and Commercial Joint Stock Company	-		1.000.000.000	-
Foveris joint stock company	7.500.000.000		7.500.000.000	-
Prepay for other object	48.970.856	-	47.500.000	-
	7.548.970.856	-	8.547.500.000	-

5.4. SHORT-TERM TRADE RECEIVABLES

	31/03/2025	01/01/2025
	VND	VND
Detailed by customers with large account balances:		
- Proceeds from sales of the shares	80.078.000.000	-
	80.078.000.000	-

5.5. OTHER RECEIVABLES

	31/03/2025		01/01/2025	
	Value	Provision	Value	Provision
	VND	VND	VND	VND
a) Short-term				
- Advances	7.050.000.000	-	7.050.000.000	-
- Receivables from interest of deposit, loan	1.471.129.103	-	1.320.849.315	-
- Other receivables	6.788.875.069	-	9.328.074.444	-
	15.310.004.172	-	17.698.923.759	-
b) Long-term				
- Mortgages	57.513.429		57.513.429	
- Receivables from business cooperation	10.000.000.000		10.000.000.000	
	10.057.513.429	-	10.057.513.429	-

5.6. Tangible fixed assets

	Buildings and structures	Machinery and equipment	Other tangible fixed assets	Total
	VND	VND	VND	VND
Cost				
Opening balance		182.263.636	-	182.263.636
- Additions				-
Closing balance	-	182.263.636	-	182.263.636
Accumulated depreciation				
Opening balance		91.131.810	-	91.131.810
- Charge for the period		9.113.181		9.113.181
Closing balance	-	100.244.991	-	100.244.991

Vexilla Viet Nam Group Joint Stock Company		Consolidated financial statement	
Net book value			
Opening balance	91.131.826	-	91.131.826
Closing balance	- 82.018.645	-	82.018.645

5.7. PREPAID EXPENSES

	31/03/2025	01/01/2025
	VND	VND
a) Short-term prepaid expenses		-
- Others	181.817.936	8.136.402
	181.817.936	8.136.402
b) Long-term prepaid expenses		
- Others	-	-
	-	-

5.8. LOANS AND FINANCE LEASE LIABILITIES

a) Short term borrowings:

Details of the Company's short-term bank loans are as follows:

	Currency	term	interest rate	31/03/2025	01/01/2025
Tien Phong commercial joint stock bank	VND	4 month	8,85%	6.600.000.000	6.600.000.000
				6.600.000.000	6.600.000.000

5.9. SHORT-TERM TRADE PAYABLES

	31/03/2025		01/01/2025	
	Value	Amount can be paid	Value	Amount can be paid
	VND	VND	VND	VND
Trade payables detailed by suppliers with large account balances:				
- Kien Viet Architecture and Advertising Co., Ltd.	139.869.600	139.869.600	139.869.600	139.869.600
- Sen Dai Viet Trading Company Limited	74.830.000	74.830.000	74.830.000	74.830.000
- Payable to others object	1.792.970.739	1.792.970.739	1.770.823.245	1.770.823.245
	2.007.670.339	2.007.670.339	1.985.522.845	1.985.522.845

5.10 TAX AND PAYABLES FROM STATE BUDGET

(Detailed as in appendix 2)

5.11. SHORT TERM ACCRUED EXPENSES

	31/03/2025	01/01/2025
	VND	VND
- Other accrued expenses	119.694.237	9.438.904
	119.694.237	9.438.904

5.12. OTHER PAYABLES

	31/03/2025	01/01/2025
	VND	VND
a) Short term		
- Trade union fee	39.710.450	39.710.450
- Social insurance	7.247.603	7.247.603
- Health insurance	858.684	858.684
- Unemployment insurance	326.353	326.353
- Others	68.010.055	50.000.000
	116.153.145	98.143.090

5.13. OWNER'S EQUITY

- a) Changes in owner's equity: detailed as in appendix 3
b) Share

	31/03/2025	01/01/2025
Quantity of Authorized issuing shares	21.000.000	21.000.000
Quantity of issued shares and full capital contribution	21.000.000	21.000.000
Quantity of outstanding shares in circulation	21.000.000	21.000.000
Par value per share (VND)	10.000	10.000

5.14. TOTAL REVENUE FROM SALES OF GOODS AND RENDERING OF SERVICES

	01/01/2025 to 31/03/2025	01/10/2024 to 31/12/2024
	VND	
Revenue from sale of goods	16.111.583.400	20.301.118.700
Total	16.111.583.400	20.301.118.700

5.15. COSTS OF GOODS SOLD

	01/01/2025 to 31/03/2025	01/10/2024 to 31/12/2024
	VND	VND
Cost of goods sold	15.957.895.800	15.957.895.800
Total	15.957.895.800	15.957.895.800

5.16. FINANCIAL INCOME

	01/01/2025 to 31/03/2025	01/10/2024 to 31/12/2024
	VND	VND
Other financial incomes	1.709.935.871	442.748.948
	1.709.935.871	442.748.948

5.17. FINANCIAL EXPENSES

	01/01/2025 to 31/03/2025	01/10/2024 to 31/12/2024
	VND	VND

Interest expenses

Other financial expenses

136.513.973

130.408.493

136.513.973**130.408.493****5.18. GENERAL AND ADMINISTRATIVE EXPENSES**01/01/2025 to
31/03/202501/10/2024 to
31/12/2024

VND

VND

Labour expenses

317.688.761

272.837.500

Equipment expenses

15.692.069

6.793.023

Depreciation expenses

9.113.181

9.113.181

Tax, Charge, Fee

7.692.700

7.198.500

Expenses of outsourcing
services

252.176.369

85.096.835

Other expenses in cash

230.739

3.931.379

602.593.819**384.970.418****5.19. OTHER INCOME**01/01/2025 to
31/03/202501/10/2024 to
31/12/2024

VND

VND

Others income

-

-

-

-

5.20. OTHER EXPENSES01/01/2025 to
31/03/202501/10/2024 to
31/12/2024

VND

VND

Others

793.690

11.689

793.690**11.689****5.21. CURRENT CORPORATE INCOME TAX EXPENSES**

31/03/2025

31/03/2024

- current tax expense

1.123.722.349

47.125.878

* Total profit before tax

1.123.722.349**47.125.878**

Adjustments to determine taxable income

793.694

11.689

Other

46.535.060

-

* Current taxable income

1.171.051.103

47.137.567

Current corporate income tax expense (tax rate 20%)

234.210.220

9.427.513

Corporate income tax payable at the end of the year

234.210.220

9.427.513

5.22. BASIC EARNINGS PER SHARE

	31/03/2025	31/03/2024
	VND	VND
Net profit after tax	889.512.129	37.698.365
Profit distributed to common shares	21.000.000	21.000.000
Average number of outstanding common shares in circulation in the year	21.000.000	21.000.000
Basic earnings per share	42	2

5.23. FINANCIAL INSTRUMENTS

The types of financial instruments of the Company include:

	Carrying amount			
	31/03/2025		01/01/2025	
	Original Cost	Provision	Original Cost	Provision
	VND	VND	VND	VND
Financial Assets				
Cash and cash equivalents	10.344.740.151	-	3.465.293.716	
Trade and other receivables	105.445.517.601		27.756.437.188	
Loans	35.750.000.000	-	23.750.000.000	-
	151.540.257.752	-	54.971.730.904	-

5.24. FINANCIAL INSTRUMENTS (continue)

	Carrying amount	
	01/01/2025	31/03/2025
	VND	VND
Financial Liabilities		
Trade and other payables	2.083.665.935	2.123.823.484
Accrued expenses	9.438.904	119.694.237
	2.093.104.839	2.243.517.721

Financial risk management

The Company's financial risks include market risk, credit risk and liquidity risk. The Company has developed its control system to ensure the reasonable balance between cost of incurred risks and cost of risk management. the Board of Directors of the Company is responsible for monitoring the risk management process to ensure the appropriate balance between risk and risk control.

	Under 1 year	From 1 to 5 years	Total
	VND	VND	VND
As at 31/03/2025			
Cash and cash equivalents	10.344.740.151		10.344.740.151
Trade and other receivables	95.388.004.172	10.057.513.429	105.445.517.601
Loans	35.750.000.000	-	35.750.000.000
	141.482.744.323	10.057.513.429	151.540.257.752
As at 01/01/2025			
Cash and cash equivalents	3.465.293.716		3.465.293.716
Trade and other receivables	17.698.923.759	10.057.513.429	27.756.437.188
Loans	23.750.000.000		23.750.000.000

44.914.217.47510.057.513.42954.971.730.904**Liquidity Risk**

Liquidity risk is the risk that the Company has trouble in settlement of its financial obligations due to the lack of funds. Liquidity risk of the Company is mainly from different maturity of its financial assets and liabilities.

Due date for payment of financial liabilities based on expected payment under the contracts (based on cash flow of the original debts) as follows:

	Under 1 year	From 1 to 5 years	Total
	VND	VND	VND
As at 31/03/2025			
Borrowings and debts	6.600.000.000		6.600.000.000
Trade and other payables	2.123.823.484	-	2.123.823.484
Accrued expenses	119.694.237	-	119.694.237
	<u>8.843.517.721</u>	<u>-</u>	<u>8.843.517.721</u>
As at 01/01/2025			
Borrowings and debts	6.600.000.000		6.600.000.000
Trade and other payables	2.083.665.935	-	2.083.665.935
Accrued expenses	9.438.904		9.438.904
	<u>8.693.104.839</u>	<u>-</u>	<u>8.693.104.839</u>



Nguyen Thi Thu Huyen
Preparer



Nguyen Thi Thu Huyen
Chief Accountant



Nguyen Van Chien
Director

Ho Chi Minh City, 26 April 2025

APPENDIX 01: FINANCIAL INVESTMENTS

Investments in other entities

	31/03/2025				01/01/2025			
	Original Cost	book value	Provision		Original Cost	book value	Provision	
	VND	VND	VND		VND	VND	VND	
- Cyan joint stock company	75.000.000.000	75.000.000.000	-		75.000.000.000	75.000.000.000	-	
- Veridian joint stock company					21.550.000.000	21.550.000.000		
- Lung Lo 5 Investment and development joint stock company					72.909.500.000	72.909.500.000		
	75.000.000.000	75.000.000.000	-		169.459.500.000	169.459.500.000	-	

Details of the Corporation's investments as at December 31, 2024 are as follows:

Name of associates	Place of establishment and operation	Rate of interest	Rate of voting rights	Principal activities
- Cyan joint stock company	Thanh Nien Street, Ha My Dong B Block, Dien Duong Ward, Dien Ban Town, Quang Nam Province, Vietnam	15,00%	15,00%	

APPENDIX 02

: TAX AND PAYABLES FROM STATE BUDGET

	01/01/2025		In the year		31/3/2025	
	Tax receivable	Tax payable	Tax payable	Tax paid	Tax receivable	Tax payable
	VNĐ	VNĐ	VNĐ	VNĐ	VNĐ	VNĐ
Số phải nộp						
- Corporate income tax	-	124.288.158	240.210.220	6.000.000	-	358.498.378
- Other tax, fee		124.288.158	234.210.220			358.498.378
- Personal income tax		-	6.000.000	6.000.000	-	-
						-



Vexilla Viet Nam Group Joint Stock Company
 F14.21, Golden King Building, 7 District, Ho Chi Minh City
 APPENDIX 03 : OWNER'S EQUITY

Consolidated financial statement
 For the period from 01/01/2025 to 31/03/2025

a) Changes in owner's equity

	Contributed capital		Development and investment funds		Other reserves		Retained earnings		Non – Controlling Interest		Total	
	VND		VND		VND		VND		VND		VND	
Beginning balance of previous year	210.000.000.000		87.934.868		136.465.222		13.054.109.552		930.712.639		224.209.222.281	
Increase in capital in previous year	-		-		-		-		-		-	
Profit in previous year	-		-		-		461.640.326		5.703.468		467.343.794	
Ending balance of previous year	210.000.000.000		87.934.868		136.465.222		13.515.749.878		936.416.107		224.676.566.075	
Beginning balance of current year	210.000.000.000		87.934.868		136.465.222		13.515.749.878		936.416.107		224.676.566.075	
Increase in capital in this year	-		-		-		-		-		-	
Profit in this year	-		-		-		891.694.669		(2.182.539)		889.512.130	
Ending balance of this year	210.000.000.000		87.934.868		136.465.222		14.407.444.547		934.233.568		225.566.078.205	